

TM-2-75-SB0 Torque Motor

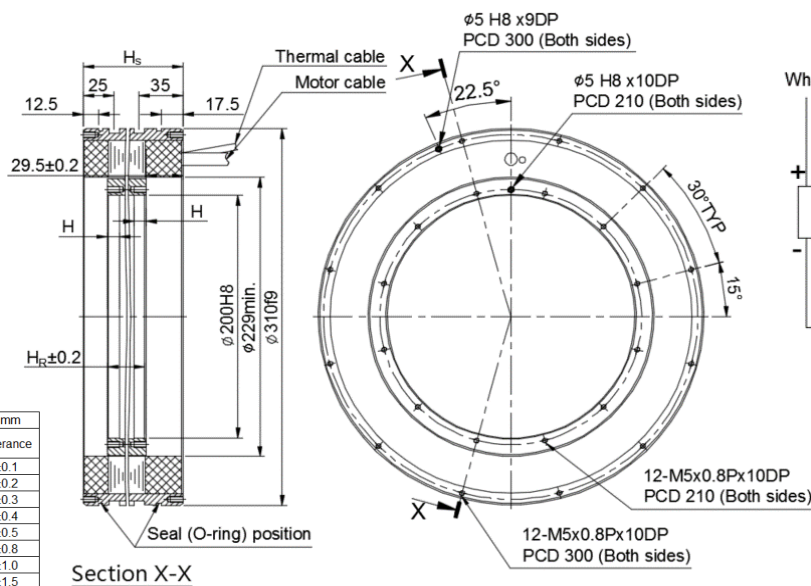
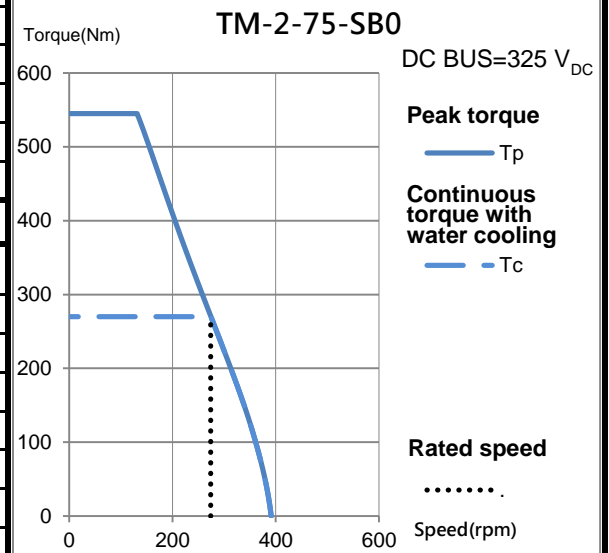
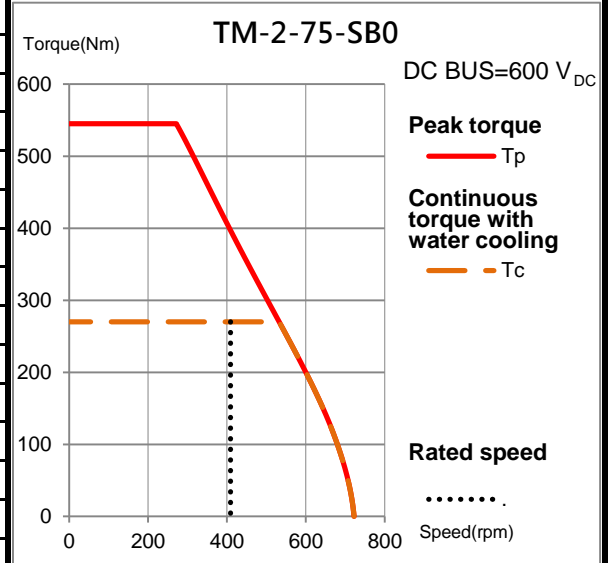
Electrical specifications

Winding code : SB0	Symbol	Unit	Water cooling
Continuous torque	T_c	Nm	270
Continuous current	I_c	A_{rms}	32.3
Stall torque	T_s	Nm	222
Stall current	I_s	A_{rms}	25.8
Peak torque(for 1sec.)	T_p	Nm	545
Peak current(for 1sec.)	I_p	A_{rms}	88.3
Torque constant	K_t	Nm/Arms	8.83
Electrical time constant	T_e	ms	6.7
Resistance (line to line at 25°C)	R_{25}	Ω	1
Inductance (line to line)	L	mH	6.7
Number of poles	2p		44
Back emf constant (line to line)	K_v	Vrms/rad/s	5.1
Motor constant (at 25°C)	K_m	Nm/ \sqrt{W}	7.26
Thermal resistance	R_{th}	K/W	0.067
Thermal sensor			PTC SNM100+SNM130+Pt1000
Max. DC BUS		V_{DC}	750
Inertia of rotor	J	kgm^2	0.041
Thermal time constant	T_{th}	s	160
Max. continuous power dissipation	P_c	W	2206
Max. peak power dissipation	P_p	W	16490
Rated speed(at 600VDC)		rpm	409

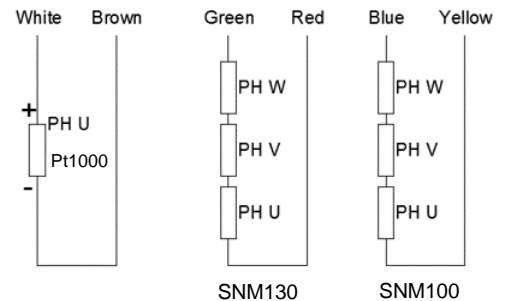
Mechanical specifications

	Symbol	Unit	Water cooling
Mass of rotor	M_r	kg	3.6
Mass of stator	M_s	kg	17.9
Height of stator	H_s	mm	100
Height of rotor	H_r	mm	51
Length of rotor centring fit	H	mm	15
Water temperature difference for P_c	$\Delta\theta$	K	5
Minimum water flow	q	l/min	6.4
Max. pressure drop	Δp	bar	1

T-N curve



Thermal sensor



Color or wire no.	Signal
U/L1	PH U
V/L2	PH V
W/L3	PH W
Green/Yellow	GND

Except dimensions, all the specifications in the table are in ±10% of tolerance

Version: 2.00

This drawing is only for reference, detail dimensions please refer to approval drawing.

Date: 2020/10/23